



CEDEN User Group Agenda

Date: Thursday, August 28, 2025

Time: 10:00 - 11:00 AM

Location: Remote attendance only

Microsoft Teams information at end of agenda

Facilitator: Tessa Fojut

Meeting Recording

Topic	Time
Welcome	10:00 - 10:05
1. New Flow Chart Outlining Vocabulary Submission Process <ul style="list-style-type: none"> Available at: Vocabulary Request Process for CEDEN 	10:05 - 10:10
2. Updated Vocab Request Template with Character Limits <ul style="list-style-type: none"> Available at: Vocabulary Request Template Reduced character limits 	10:10 - 10:20
3. Ongoing Vocabulary Updates <ul style="list-style-type: none"> We are continuing to clean up and align CEDEN and CEDEN 2.0 	10:20 - 10:30
4. Matrix Updates <ul style="list-style-type: none"> Update effluent matrix to include MS4 discharge (cont'd from last meeting) New matrix for toxicity testing: Blankwater_modified Definition and use of labwater matrix Samplewater and surfacewater 	10:30 - 10:45
5. CEDEN 2.0 Status Update	10:45 - 10:55
Wrap-up and adjourn <ul style="list-style-type: none"> Review action items Topic suggestions for next meeting 	10:55 - 11:00
Next Meeting: December 11, 2025	

For accommodation, email to CEDEN@waterboards.ca.gov

Microsoft Teams [Need help?](#)

[Join the meeting now](#)

Meeting ID: 243 970 131 302 2

Passcode: aM2BG3vP

Dial in by phone

[+1 916-562-0861,,882037843#](#) United States, Sacramento

[Find a local number](#)

Phone conference ID: 882 037 843#

CEDEN User Group



August 28, 2025

Agenda

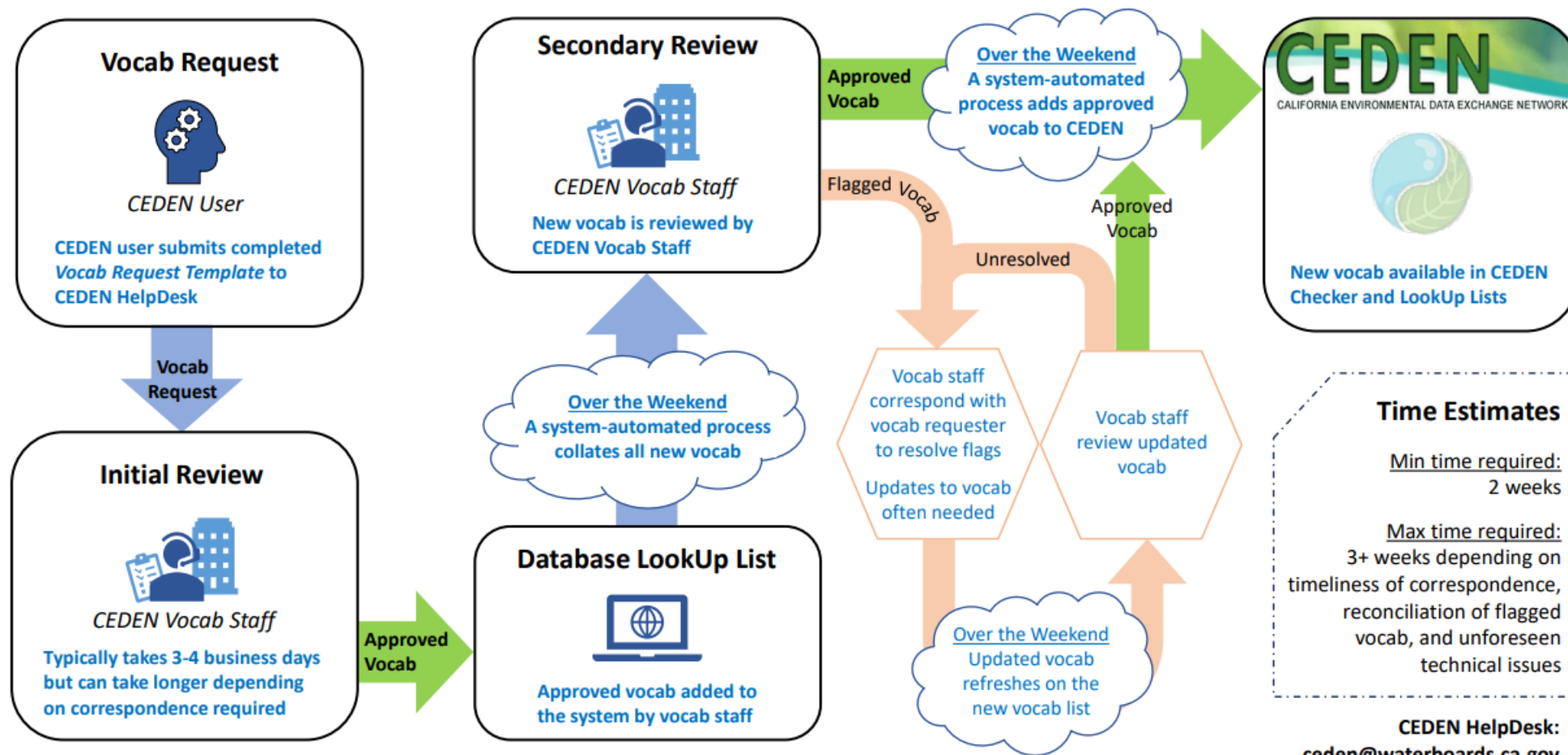
- Welcome
- Flow Chart on Vocabulary Submission Process
- Updated Vocab Request Template
- Vocabulary Updates
- Matrix Updates
- CEDEN 2.0 updates
- Wrap-up and Adjourn

Welcome & Introductions

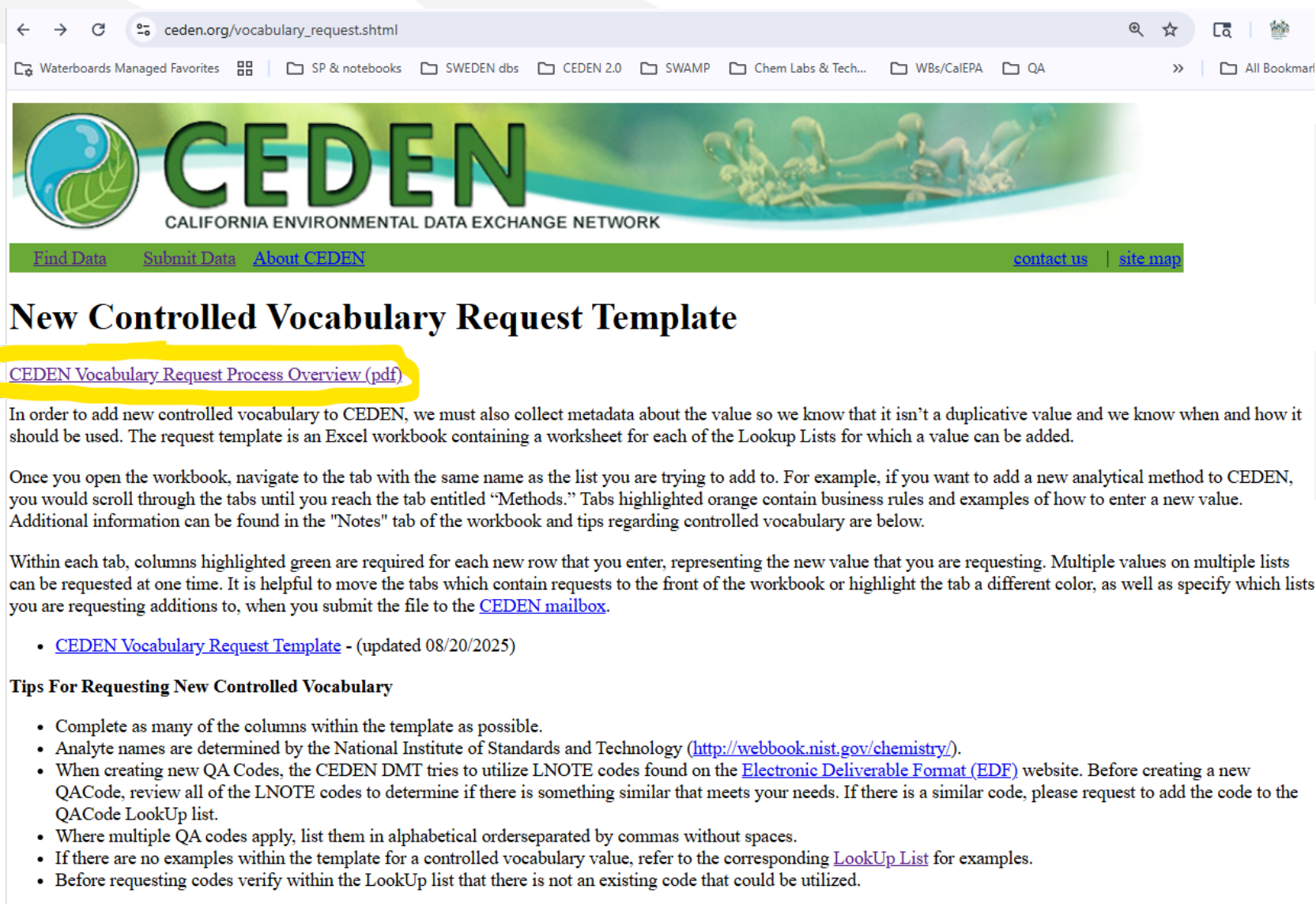
- CEDEN Database Manager: Tessa Fojut
- CEDEN Vocabulary Management Team
 - Jennifer Salisbury
 - Candice Heinz
 - Tessa Fojut
- CEDEN 2.0 Lead Staff: Keenan Smith
- **Contact:** ceden@waterboards.ca.gov

1. Vocabulary Submission Process Flow Chart

Vocabulary Request Process for CEDEN



August 2025



ceden.org/vocabulary_request.shtml

Waterboards Managed Favorites | SP & notebooks | SWEDEN dbs | CEDEN 2.0 | SWAMP | Chem Labs & Tech... | WBs/CalEPA | QA | All Bookmarks

CEDEN
CALIFORNIA ENVIRONMENTAL DATA EXCHANGE NETWORK

[Find Data](#) | [Submit Data](#) | [About CEDEN](#) | [contact us](#) | [site map](#)

New Controlled Vocabulary Request Template

[CEDEN Vocabulary Request Process Overview \(pdf\)](#)

In order to add new controlled vocabulary to CEDEN, we must also collect metadata about the value so we know that it isn't a duplicative value and we know when and how it should be used. The request template is an Excel workbook containing a worksheet for each of the Lookup Lists for which a value can be added.

Once you open the workbook, navigate to the tab with the same name as the list you are trying to add to. For example, if you want to add a new analytical method to CEDEN, you would scroll through the tabs until you reach the tab entitled "Methods." Tabs highlighted orange contain business rules and examples of how to enter a new value. Additional information can be found in the "Notes" tab of the workbook and tips regarding controlled vocabulary are below.

Within each tab, columns highlighted green are required for each new row that you enter, representing the new value that you are requesting. Multiple values on multiple lists can be requested at one time. It is helpful to move the tabs which contain requests to the front of the workbook or highlight the tab a different color, as well as specify which lists you are requesting additions to, when you submit the file to the [CEDEN mailbox](#).

- [CEDEN Vocabulary Request Template](#) - (updated 08/20/2025)

Tips For Requesting New Controlled Vocabulary

- Complete as many of the columns within the template as possible.
- Analyte names are determined by the National Institute of Standards and Technology (<http://webbook.nist.gov/chemistry/>).
- When creating new QA Codes, the CEDEN DMT tries to utilize LNOTE codes found on the [Electronic Deliverable Format \(EDF\)](#) website. Before creating a new QACode, review all of the LNOTE codes to determine if there is something similar that meets your needs. If there is a similar code, please request to add the code to the QACode LookUp list.
- Where multiple QA codes apply, list them in alphabetical order separated by commas without spaces.
- If there are no examples within the template for a controlled vocabulary value, refer to the corresponding [LookUp List](#) for examples.
- Before requesting codes verify within the LookUp list that there is not an existing code that could be utilized.

2. Updated Vocabulary Request Template

- Updated to include character limits for all required fields
- Fields for which the character limit was reduced to be compatible with CEDEN 2.0 system:

Field Name	Current CEDEN limit	CEDEN 2.0 limit
Station Code	25	20
Parent Project Code	50	40
MethodName and DigestExtractMethod	50	20

Updated Vocabulary Request Template

vocab_request_template_20250820 • Saved to this PC

Search

File Home Insert Draw Page Layout Formulas Data Review View Automate Help OnBase Acrobat

Comments Share

C26

	A	B	C	D	E	F	G	
1	Review Comments	MethodName	MethodDescription	Instrument	MethodOnFile	MethodType1	MethodType2	MethodType3
2		Text(20)	Text(255)	Text(75)	Text(50)	Text(25)	Text(25)	Text(25)
3								

vocab_request_template_20250820

Search

File Home Insert Draw Page Layout Formulas Data Review View Automate Help OnBase Acrobat


Comments Share

C11

	A	B	C	D	E	F	G	H
	Review Comments	StationSource	StationCode	StationCode Character Count	StationName	StationDescr	StationAgency	StationComments
		Text(50)	Text(20)		Text(100)	Text(255)	Text(20)	Text(255)

ceden.org/vocabulary_request.shtml

Waterboards Managed Favorites SP & notebooks SWEDEN dbs CEDEN 2.0 SWAMP Chem Labs & Tech... WBS/CalEPA QA All Bookmarks



[Find Data](#) [Submit Data](#) [About CEDEN](#) [contact us](#) | [site map](#)

New Controlled Vocabulary Request Template

[CEDEN Vocabulary Request Process Overview \(pdf\)](#)

In order to add new controlled vocabulary to CEDEN, we must also collect metadata about the value so we know that it isn't a duplicative value and we know when and how it should be used. The request template is an Excel workbook containing a worksheet for each of the Lookup Lists for which a value can be added.

Once you open the workbook, navigate to the tab with the same name as the list you are trying to add to. For example, if you want to add a new analytical method to CEDEN, you would scroll through the tabs until you reach the tab entitled "Methods." Tabs highlighted orange contain business rules and examples of how to enter a new value. Additional information can be found in the "Notes" tab of the workbook and tips regarding controlled vocabulary are below.

Within each tab, columns highlighted green are required for each new row that you enter, representing the new value that you are requesting. Multiple values on multiple lists can be requested at one time. It is helpful to move the tabs which contain requests to the front of the workbook or highlight the tab a different color, as well as specify which lists you are requesting additions to, when you submit the file to the [CEDEN mailbox](#).

- [CEDEN Vocabulary Request Template](#) - (updated 08/20/2025)

Tips For Requesting New Controlled Vocabulary

- Complete as many of the columns within the template as possible.
- Analyte names are determined by the National Institute of Standards and Technology (<http://webbook.nist.gov/chemistry/>).
- When creating new QA Codes, the CEDEN DMT tries to utilize LNOTE codes found on the [Electronic Deliverable Format \(EDF\)](#) website. Before creating a new QA Code, review all of the LNOTE codes to determine if there is something similar that meets your needs. If there is a similar code, please request to add the code to the QA Code Lookup list.
- Where multiple QA codes apply, list them in alphabetical order separated by commas without spaces.
- If there are no examples within the template for a controlled vocabulary value, refer to the corresponding [Lookup List](#) for examples.
- Before requesting codes verify within the Lookup list that there is not an existing code that could be utilized.

3. Vocabulary Updates

- Currently working on aligning vocabulary in current CEDEN system and new CEDEN 2.0 system
- Reviewing and correcting vocabulary as we go
- Ending use of vocabulary that do not follow business rules

4. Matrix Updates

- Update effluent matrix to include MS4 discharge (cont'd from last meeting)
- New matrix for toxicity testing: Blankwater_modified
- Definition and use of labwater matrix
- Samplewater and surfacewater

Effluent matrix description

- Overview of discussion from May meeting:
 - Water Boards proposed updating the description of effluent matrix to specifically include MS4 stormwater discharge
 - User group members counter-proposed MS4 stormwater discharge to the runoff matrix description, rather than to the effluent description
 - Water Boards put the decision on hold to consider feedback

Effluent matrix description

- **Current**

Wastewater—treated or untreated—that flows out of a treatment plant, sewer, or industrial outfall

- **Proposed**

Wastewater (treated or untreated) or stormwater that flows out of a treatment plant, sewer, industrial outfall, or municipal storm sewer system (MS4)

➤ Specific to point source discharge, which include NPDES permitted discharges: wastewater and MS4 stormwater

Runoff matrix description

- **Current**

That part of precipitation, snow melt, or irrigation water that runs off the land into streams or other surface-water. Water sampled prior to mixing with ambient surface water.

➤ Refers to non-point source runoff

New matrix for toxicity testing

- Specifically for tests that use an alternate control to test if conductivity or salinity of samplewater is affecting the effects on test organisms

Matrix Name	Matrix Description
blankwater_modified	For use with CNSL toxicity test sample types. Matrix free of interferences (reagent water) that is commercially or Lab-processed used for water QA sample, modified to reflect the salinity or conductivity of a particular sample.
Sample Type Code	Sample Type Description
CNSL	Clean water, sediment or test material free of contaminants that has been altered to reflect the salinity or conductivity of a particular sample. CNSL are prepared to control for the potential effects of the salinity or conductivity on test organisms

Labwater matrix

Matrix Name	Matrix Description
labwater	unprocessed laboratory tap water

- When would this matrix be appropriate to use?
- Which programs are using it regularly, and are they using it correctly?
- Do we need this matrix?

Samplewater and surfacewater

Matrix Name	Matrix Description
samplewater	Ambient surface water collected in the field

- In CEDEN 2.0, this matrix will be called surfacewater
- We could make that shift in CEDEN now, or just wait until we transition to CEDEN 2.0

5. CEDEN 2.0 Status Updates

- Water Boards is working with EarthSoft software vendor to customize their EQulS platform to intake and store CEDEN data
- First phase: Chemistry
 - Field Results, Habitat
- Second phase: Taxonomy Data

5. CEDEN 2.0 Status Updates

- Schedule
 - **Soft launch testing of chemistry module with Water Boards contract laboratory in late summer 2025**
 - Testing API connections with RDCs – fall 2025
 - Testing of field forms and field/habitat data submission – late 2025
 - Public use of chemistry module – early 2026

5. CEDEN 2.0 Status Updates

- Next Steps:
 - Sept-Nov 2025: Water Boards contract laboratory testing
 - Nov/Dec 2025: Release of CEDEN 2.0 Chemistry Template and Submission Guidance Document

Meeting Wrap-up

- Next meeting: **December 11, 2025**
 - Revisit effluent and stormwater matrices
 - Discuss options for new matrix for toxicity testing
- Action items:
 - Look further into effluent and stormwater matrices for discussion in next meeting
 - Consider options for new matrix for toxicity testing